

## ANL

Air-cooled water chillers, heat pumps and condensing units with axial fans and capacities:  
Cooling capacity from 5,70 to 43,00 kW  
Heating capacity from 6,20 to 46,00 kW

## R410A



Aermec adheres to the EUROVENT Certification Programme. The products concerned appear in the EUROVENT Certified Products Guide.



- **STANDARD VERSION**
- **VERSION EQUIPPED WITH WATER PUMP**
- **VERSION EQUIPPED WITH WATER PUMP AND STORAGE TANK**

- **VERSION WITH BOOSTED PUMP**
- **ABILITY TO PRODUCE DOMESTIC HOT WATER (D.H.W.)**

### Features

- Available in 11 sizes
- Cooling only, heat pump, and motocondensing models
- Available in 5 versions:
  - ANL:** Standard Version
  - ANL P:** Version equipped with water pump, expansion vessel, mechanical water filter
  - ANL N:** Version with boosted pump
  - ANL A:** Version equipped with water pump, expansion vessel, mechanical water filter, and storage tank
- **ANL Q:** Version with boosted pump and storage tank
- **ANL C:** Without evaporator
- All versions, except the condenser unit and the D, can be requested to operate at low temperature to produce water cooled from 4 °C down.
- High efficiency scroll compressors with low power consumption
- Differential pressure switch / flow switch as standard supply
- Electronic control card with compressor starting delay and defrosting cycle control (modu control).
- High efficiency heat exchangers
- Axial flow fan units for extremely quiet operation
- Metallic protective cabinet with rustproof polyester paint

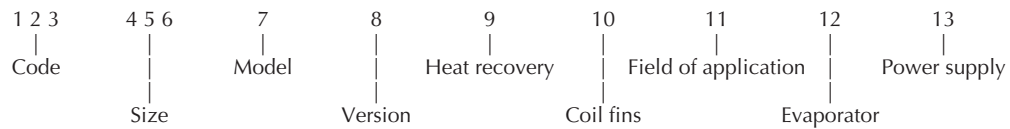
### Accessories

- **BDX:** Condensate drip tray for outdoor unit
- **DCPX:** Low temperature device for correct cooling mode operation with ambient temperatures from less than 19 °C down to - 10 °C.
- **DRE:** Electronic peak current reducer. **It must be factory-mounted.**
- **KR:** Anti-freeze electric heater for the plate heat exchanger, not available for sizes 020 to 040. **It must be factory-installed.**
- **PR3:** Simplified remote control panel. All main functions of the unit, alarms included, are possible. It can be used with a shielded cable at a distance of 150 m.
- **RA:** RAntifreeze electric heater for the storage tank. **It must be factory-mounted.**
- **VT:** Anti-vibration mounts.

## Selection

By combining the various options, each model can be configured exactly to match even the most specific system requirements.

### Configuration rules:



#### Code:

ANL

#### Size :

020, 025, 030, 041, 050, 070, 080, 090, 100, 150, 200

#### Model:

- ° - Cooling only
- H - Heat pump

#### Version:

- ° - Standard
- P - With pump
- N - With boosted pump (from 100 to 200)
- A - With pump and storage tank
- Q - With storage tank and boosted pump (from 050 to 200)

#### Heat recovery:

- ° - Without recuperators
- D - With desuperheater\*

#### Warning:

- Z-Y = these options apply exclusively to cooling only devices;
- standard options are shown by symbol °;
- heat pump version and the motocondensing version (field 7: option H; field 12: option C);
- single-phase power supply (field 13: option M) is possible for 020 - 025 - 030 - 040 size only;
- \* The desuperheater is possible for sizes from 050 to 090 with only accumulation in sizes from 100 to 200 is available in all versions. Option D is incompatible with the options low temperature, with the version condensing and, for dimensional reasons, even with the option Q

Commercial code example: **ANL090HAR**

This is a new ANL, size 090, heat pump model, with storage tank and pump, with copper condensing coil, with evaporator, and with electrical box for compressors with motors 3N~ 400V 50Hz. Note that as each option is precisely identified, it is not necessary to specify standard options (indicated by °) in the commercial code.

All versions	Compatibility of accessories										
	020	025	030	040	050	070	080	090	100	150	200
PR3	✓	✓	✓	✓	✓	✓	✓	✓	✓	✓	✓
DCPX 50 (Cooling only)	✓	✓	✓	✓	✓	✓	✓	✓			
DCPX 52 (Cooling only)									✓	✓	✓
DCPX 51 (Heat pump)	✓	✓	✓	✓	✓	✓	✓	✓			
DCPX 53 (Heat pump)									✓	✓	✓
DRE 5					✓	✓	✓	✓	✓(X2)	✓(X2)	(X2)
Versions Standard and P (with pump)	020	025	030	040	050	070	080	090	100	150	200
BDX 5	✓	✓	✓	✓	✓	✓	✓	✓			
KR 2	✓	✓	✓	✓	✓	✓	✓	✓	✓	✓	✓
VT 9	✓	✓	✓	✓	✓	✓	✓	✓			
VT 15									✓	✓	✓
Version A	020	025	030	040	050	070	080	090	100	150	200
BDX 5	✓	✓	✓	✓	-	-	-	-	-	-	-
BDX 6	-	-	-	-	✓	✓	✓	✓	-	-	-
KR 2	-	-	-	-	✓	✓	✓	✓	✓	✓	✓
RA	✓	✓	✓	✓	✓	✓	✓	✓	✓	✓	✓
VT 9	✓	✓	✓	✓	-	-	-	-	-	-	-
VT 15	-	-	-	-	✓	✓	✓	✓	✓	✓	✓
Version C	020	025	030	040	050	070	080	090	100	150	200
VT 9	✓	✓	✓	✓	✓	✓	✓	✓			
VT 15									✓	✓	✓



## Technical data

Mod. ANL C	Version	020	025	030	040	050	070	080	090
Cooling capacity (1)	kW	5.70	6.00	7.50	9.60	13.70	16.80	20.80	22.50
Total input power (1)	kW	1.85	2.05	2.50	3.30	4.10	5.00	6.50	6.80
EER		3.08	2.93	3.00	2.91	3.34	3.36	3.20	3.31

### Electrical data

Power supply	400V	A	°	3.7	4.2	4.7	6.3	8.9	9.9	12.4	13.1
	230V	A	°	9.5	10.0	13.0	16.3	-	-	-	-
Maximum current (FLA)	400V	A	° - H	6.0	6.0	6.7	8.7	11.3	13.5	16.3	17.3
	230V	A	° - H	16.5	16.5	19.7	23.7	-	-	-	-
Peak current (LRA)	400V	A	° - H	26.5	32.5	35.7	48.7	65.3	75.3	102.3	96.3
	230V	A	° - H	59.5	62.5	83.7	98.7	-	-	-	-

Compressor	tipo	Scroll								
Number/circuit	n°/n°	1/1	1/1	1/1	1/1	1/1	1/1	1/1	1/1	1/1
Fans		Axial								
Number	n°	1	1	1	1	2	2	2	2	2

### Sound data

Sound pressure (3)	dBA	30.0	30.0	37.0	37.0	38.0	38.0	38.0	37.0
--------------------	-----	------	------	------	------	------	------	------	------

### ANL - ANL H

The technical data is calculated as follows:

- Cooling mode
  - Temperature water inlet 12 °C
  - Temperature of processed water 7 °C
  - Ambient air temperature 35 °C
  - Δt 5 °C
- Heating mode
  - Temperature of processed water 45 °C
  - Ambient air temperature b.s. 7 °C  
b.u. 6 °C
  - Δt 5 °C

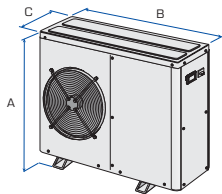
### ANL C

The technical data is calculated as follows:

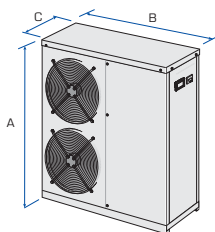
- Cooling mode
  - Evaporation temperature 5 °C
  - Ambient air temperature 35 °C

3) Sound pressure measured in free field conditions at distance of 10m and direction factor = 2. In accordance with ISO 3744 regulations.

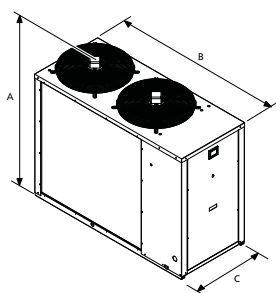
## Dimensions (mm)



020 - 025 - 030 - 040



050 - 070 - 080 - 090



100 - 150 - 200

ANL/ANL H	° e P	020	025	030	040	050	070	080	090	
Height (A)	mm	868	868	1000	1000	1252	1252	1252	1252	
Width (B)	mm	900	900	900	900	1124	1124	1124	1124	
Depth (C)	mm	310	310	310	310	384	384	384	384	
Weight empty	°	kg	75	75	86	86	120	120	156	156
	P	kg	77	77	91	91	127	127	163	163

ANL/ANL H	A	020	025	030	040	050	070	080	090
Height (A)	mm	868	868	1015	1015	1281	1281	1281	1281
Width (B)	mm	1124	1124	1124	1124	1165	1165	1165	1165
Depth (C)	mm	384	384	384	384	550	550	550	550
Weight empty	kg	99	99	103	103	147	147	183	183

ANL C	020	025	030	040	050	070	080	090
Height (A)	mm	868	868	1000	1000	1252	1252	1252
Width (B)	mm	900	900	900	900	1124	1124	1124
Depth (C)	mm	310	310	310	310	384	384	384
Weight empty	kg	70	70	78	78	110	110	141

ANL D-Q	020	025	030	040	050	070	080	090
Height (A)	mm	-	-	-	-	1281	1281	1281
Width (B)	mm	-	-	-	-	1165	1165	1165
Depth (C)	mm	-	-	-	-	550	550	550
Weight empty	kg	-	-	-	-	151	151	187

ANL all version	100	150	200		
Height (A)	mm	1390	1390	1390	
Width (B)	mm	750	750	750	
Depth (C)	mm	1750	1750	1750	
Weight	° - P	kg	270/288	293/314	329/350
	H-HP	kg	295/313	322/343	358/379
	A - HA	kg	338/363	364/393	400/429

The technical data in this document are not binding. Aermec S.p.A. reserves the right to make whatever modifications it deems necessary to improve the product at any time.

Aermec S.p.A.  
Via Roma, 996 - 37040 Bevilacqua (VR) - Italia  
Tel. 0442633111 - Telefax 044293730  
www.aermec.com