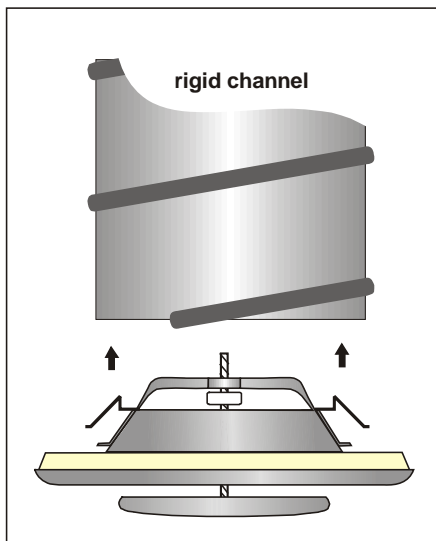


TECHNICAL DATA

DVSC is an exhaust valve suitable for houses, offices etc.

- Good adjusting features
- Low noise level
- Quick and easy to install
- Airflow easy to measure



CONSTRUCTION

The DVSC is manufactured from steel sheet, powder coated. Standard color white (RAL 9010). Other color finishes are available to special order quantities.

The valve body has a gasket, made of cellular plastic and the control disc, with spring fasteners enables easy regulation and positional locking.

REGULATION AND MEASUREMENTS

Regulation of airflow is achieved by turning the control disc to change adjustment dimensions (mm). The measurement of airflow is made by a pressure difference measurement with a separate measuring tube.

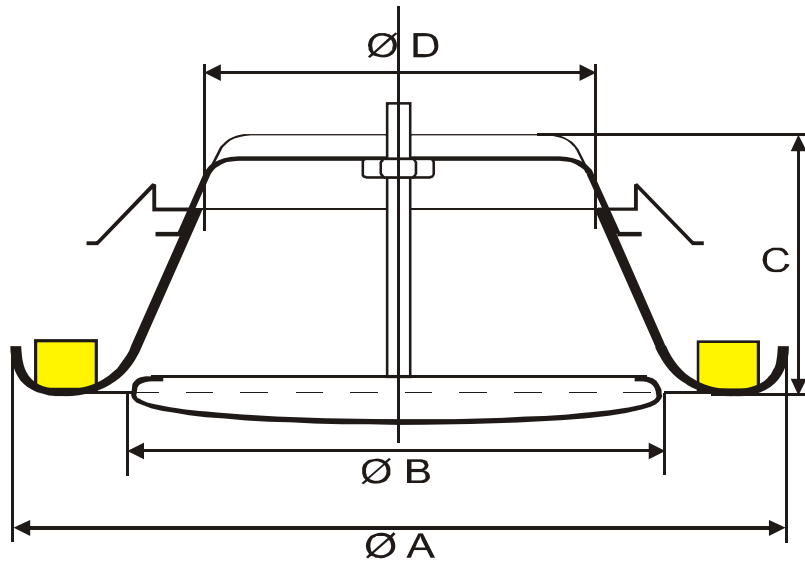
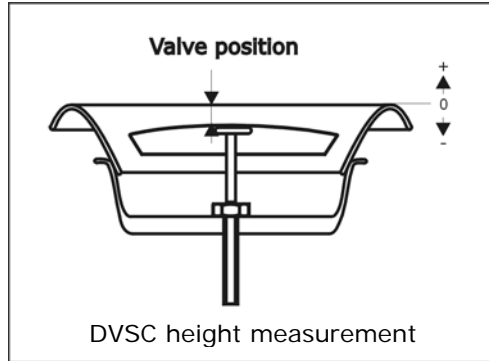
Refer to airflow measurement diagrams for information.

ORDER EXAMPLE: Powder coated valve DVSC.

Product: DVSC

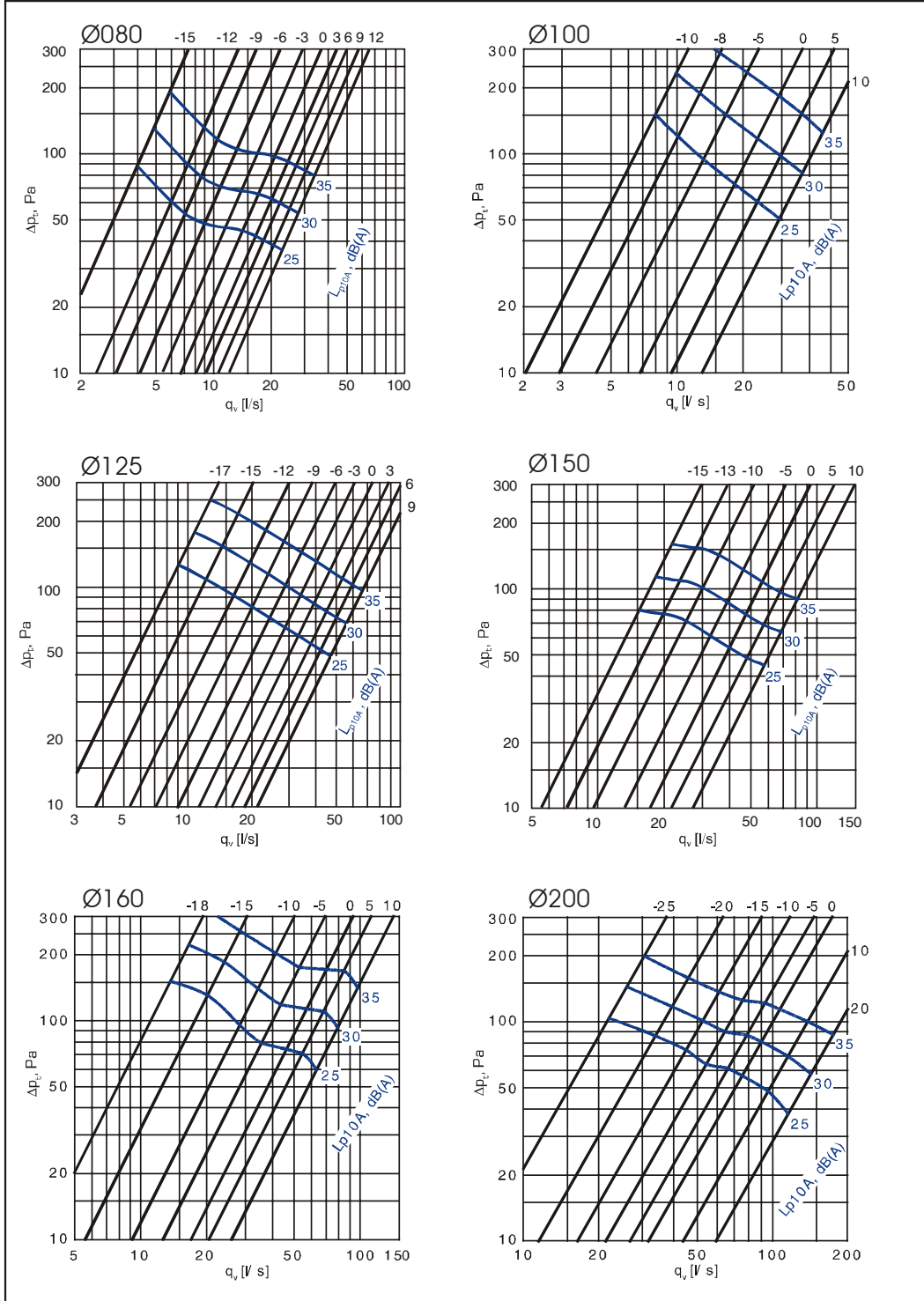
Size: 080

CODE: DVSC080



DIMENSIONS in mm

DVSC	$\varnothing 080$	$\varnothing 100$	$\varnothing 125$	$\varnothing 150$	$\varnothing 160$	$\varnothing 200$
A	115	138	164	202	211	248
B	61.5	75	99	119	129	157
C	42	40	46	50	54	63
D	105	125	150	175	185	225



The information contained in this brochure was current on the publication date. The Company reserves the right to make changes in details at any time without prior notice. In order to avoid misunderstandings, any interested party is advised to contact the Company checking for any changes in materials and/or information after this brochure was published.
Version 2006 www.decinternational.com

SOUND POWER LEVEL L_w

DVSC	CORRECTION K_{Oct} (dB)						
	Middle frequency by octave band (Hz)						
	125	250	500	1000	2000	4000	8000
080	1	-2	1	0	-3	-10	-22
100	5	-2	-3	-3	0	-8	-20
125	-6	0	0	-3	0	-13	-25
150	-6	-5	-4	0	-1	-13	-28
160	1	-1	-3	1	-2	-15	-32
200	3	1	-1	1	-4	-12	-25
Tol. +/-	3	2	2	2	2	2	3

Sound power levels by octave bands are obtained by adding to total sound pressure level L_{p10A} , dB(A) the corrections K_{Oct} presented in the table according to the following formula:

$$L_{Woct} = L_{p10A} + K_{Oct}$$

Correction K_{Oct} is average value in range of use of DVSC unit.

DEFINITIONS		
q_v	air volume	(m ³ /h)
Δp_T	total pressure drop	(Pa)
L_{p10A}	sound pressure level with 4 dB room attenuation (10 m ² sab)	[dB(A)]
L_{Woct}	sound power level by octave bands	(dB)
ΔL	sound attenuation	(dB)
K_{Oct}	correction	(dB)

DVSC	Adjustment (mm)	SOUND ATTENUATION ΔL							
		Middle frequency by octave band (Hz)							
		63	125	250	500	1000	2000	4000	8000
080	-9	24	20	14	10	8	5	5	6
	0	24	19	13	9	6	3	4	5
	12	24	19	13	9	5	2	3	4
100	-10	23	19	14	12	11	10	13	14
	0	23	16	11	8	7	6	9	8
	10	23	16	11	7	5	4	7	8
125	-17	20	19	13	10	7	7	11	14
	0	18	16	10	6	4	4	5	8
	9	19	16	9	6	3	3	5	7
150	-15	21	14	11	8	6	6	8	8
	0	20	13	9	6	4	4	7	6
	10	16	14	9	4	3	2	7	7
160	-15	18	13	11	7	6	6	8	8
	-10	18	13	10	6	5	5	7	7
	0	17	13	9	5	4	3	6	6
200	-15	17	12	8	7	6	7	8	9
	-5	17	11	7	6	5	6	6	8
	0	17	11	7	5	5	6	6	7
Tol. +/-	6	3	2	2	2	2	2	2	3

The average sound attenuation ΔL from duct to room including the end reflection of the connecting duct in ceiling installation is obtained in the table above.