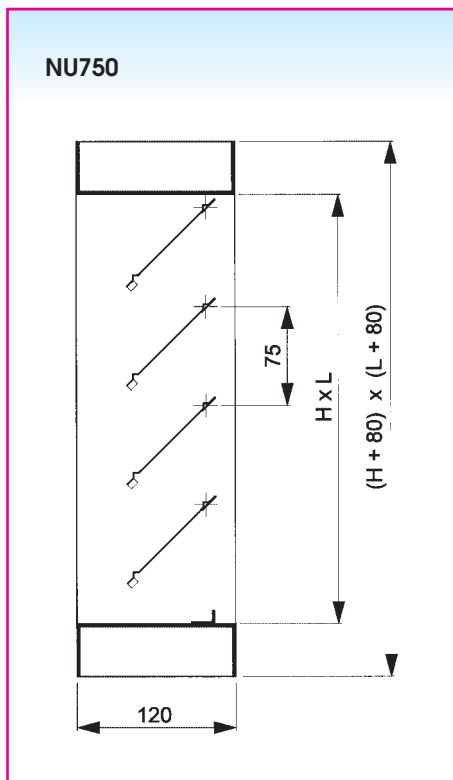
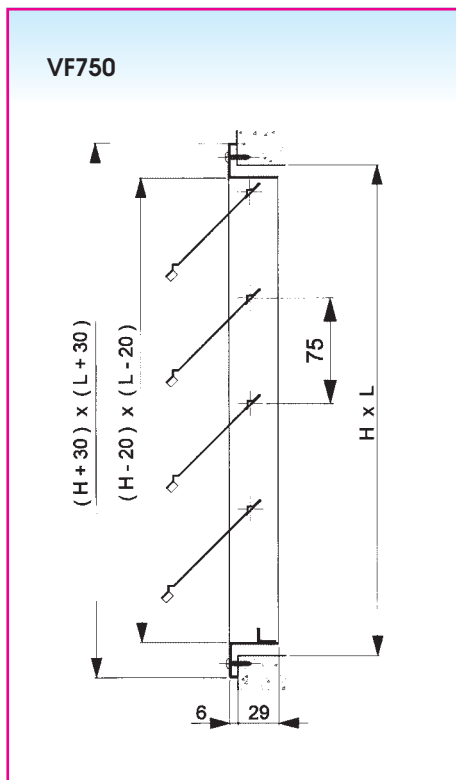


PRESSURE RELIEF DAMPERS -F750 • -U750

Installation dimensions



All dimensions in mm.



Application

The positive (V-) and negative (N-) dampers for mounting in the wall or between two ducts are used as automatic operating dampers of air diffusers in airconditioning installations to prevent undesirable air flows.

Technical information

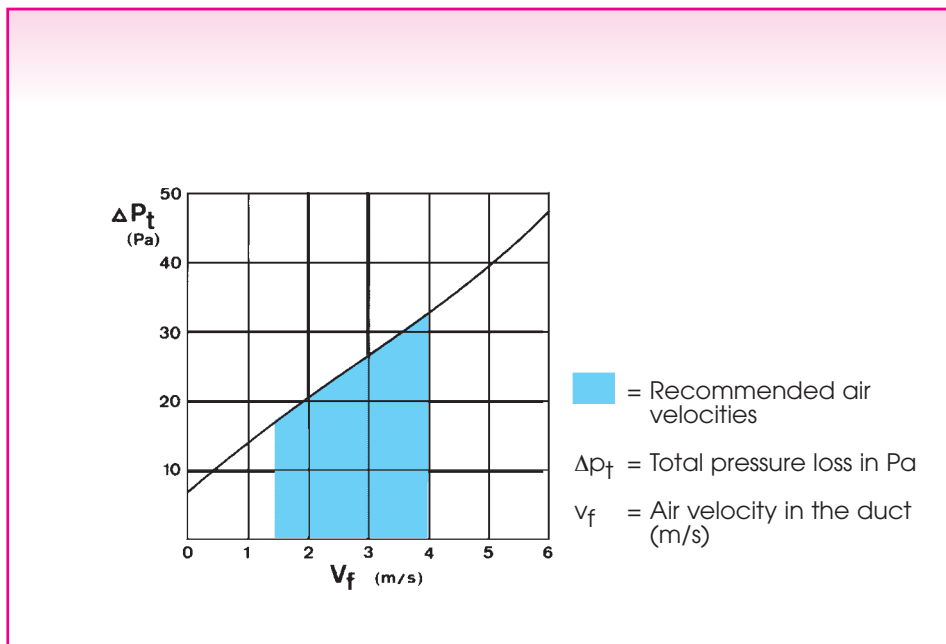
Characteristics

- blades with acoustic joint for return
- blades running free in nylon bushings
- rotation of blades is prevented by a stop
- distance blades = 75 mm
- max. deflection of the blades (completely open) = 70 mm
- available in steps of 25 mm, as well in length as in height
min L=200 mm, max L=1800 mm
min H=200 mm, max H=1800 mm
- nom. L ◦ 625 : no partition
650 ◦ nom. L ◦ 1225 : 1 partition
1250 ◦ nom. L ◦ 1800 : 2 partitions

Construction

- **NF750/VF750** : margin out of extruded aluminium, natural tone anodised; blades in aluminium sheet
- **NU750/VU750** : U-frame construction out of galvanised sheet steel; blades in aluminium sheet

Pressure loss



Specifications description

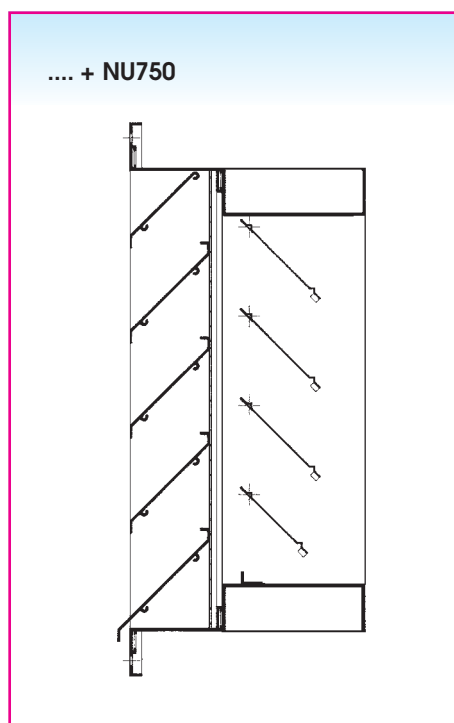
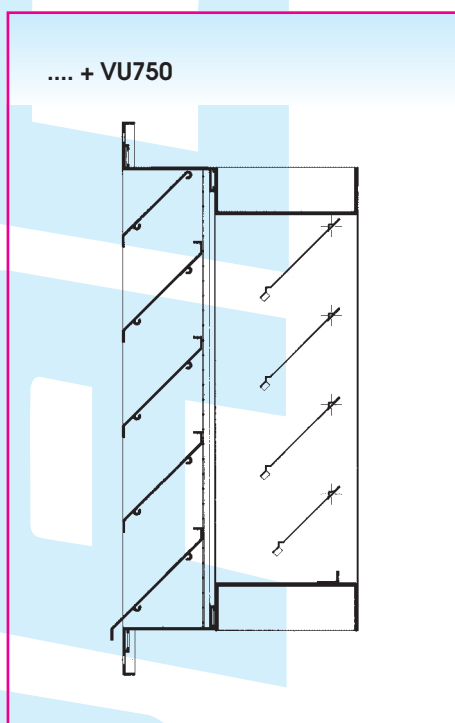
Example :

Aluminium pressure relief damper, equipped with blades having an acoustic joint and running in nylon bushings. In order to prevent the blades from rotating, a blade stop has been provided.

Type : VF750

nom. dim. (LxH) ... x ... mm

Combination of a positive/negative pressure damper with external louvre



Fixing

- **NF750/VF750** : fixing by screws; in - F750 version, the screw holes have already been factory drilled
- **NU750/VU750** : construction for mounting between two ducts; the margin has to be drilled on site

Possible deliveries

- **NF750** :
 - negative pressure damper for wall fixing
 - with screw holes in margin
- **VF750** :
 - positive pressure damper for wall fixing
 - with screw holes in margin
- **NU750** :
 - negative pressure damper fixed in U-frame for mounting on duct or louvre
 - without screw holes in margin
- **VU750** :
 - positive pressure damper fixed in U-frame for mounting on duct or louvre
 - without screw holes in margin

How to order

NF750, dimension 500 x 500 mm.

N	F	7	5	0	-	-	0	5	0	0	0	5	0	0
---	---	---	---	---	---	---	---	---	---	---	---	---	---	---

L H

F : 25 mm margin with screw holes
U : damper mounted in U-frame

V : positive pressure
N : negative pressure