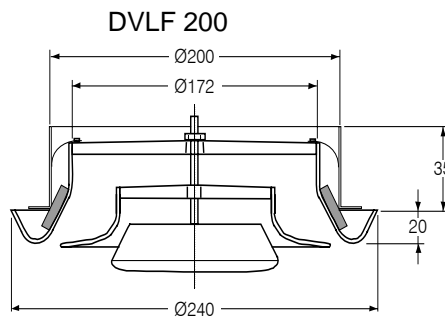
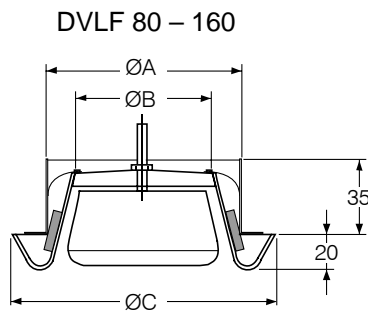


# EXHAUST VALVE DVLF

## TECHNICAL DATA

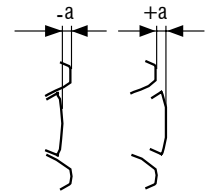
### MECHANICAL PROPERTIES

- Diameters 080, 100, 125, 160 and 200mm
- Max. 100 °C
- Manufactured from white polypropylene (Ral 9003)
- High valve body improving air flow/less noise
- No leakage between valve body and connection bush
- Variable volume flow control
- Suitable for rooms with a high air humidity (e.g. kitchen, bathroom)



### DIMENSIONS in mm

Art. Code	A	B	C
DVLF-80	80 mm	45 mm	120 mm
DVLF-100	100 mm	70 mm	145 mm
DVLF-125	125 mm	95 mm	160 mm
DVLF-160	160 mm	115 mm	195 mm
DVLF-200	200 mm	172 mm	240 mm



n = number of revolutions open  
a = 0 +/- mm

### Adjustment

The cone is screwed out by the number of revolutions necessary to provide the orifice opening in mm corresponding to the pressure drop and the desired air flow according to the graph. The pressure drop is checked by introducing a suitable measurement probe into the front behind the valve cone.

Size	a, mm	-7.5	-5	0	+5	+10	+15
DVLF-80	k-factor	0.53	0.73	0.95	1.10	1.25	1.43
DVLF-100		0.83	1.09	1.46	2.00	2.28	2.69
DVLF-125		0.85	1.11	1.63	2.15	2.41	3.45
Size	a, mm	-2.5	0	+5	+10	+15	+20
DVLF-160	k-factor	2.02	2.63	3.93	4.53	6.08	7.56
DVLF-200		-	3.47	4.61	5.97	6.60	7.66

$$q = k \sqrt{\Delta p_m}$$

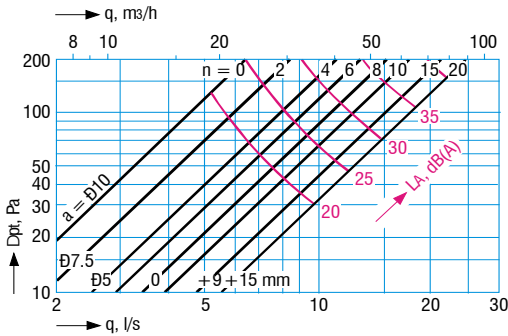
(l/s) (Pa)

The information contained in this brochure was current on the publication date. The Company reserves the right to make changes in details at any time without prior notice. In order to avoid misunderstandings, any interested party is advised to contact the Company checking for any changes in materials and/or information after this brochure was published.

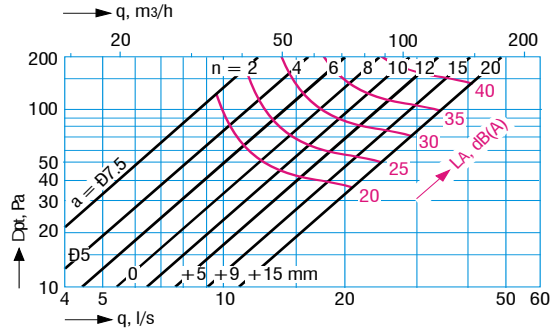
Version 2004 [www.decinternational.com](http://www.decinternational.com)

# Exhaust valve DVLF

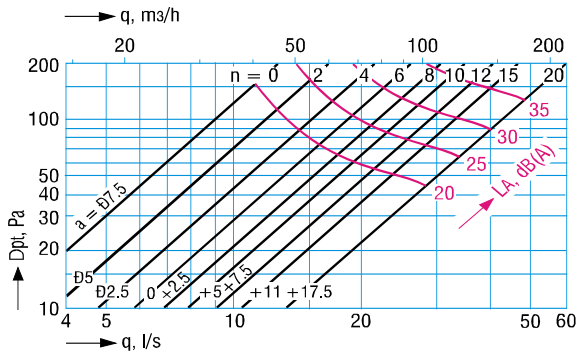
## DVLF-080



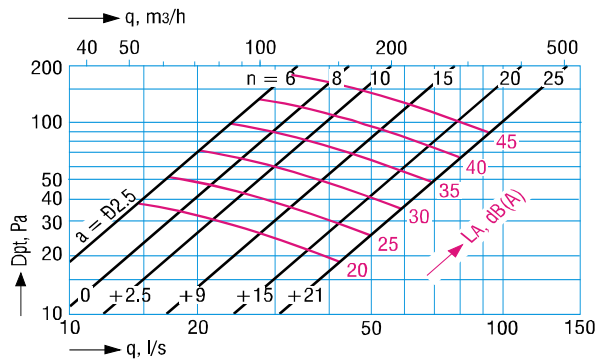
## DVLF-100



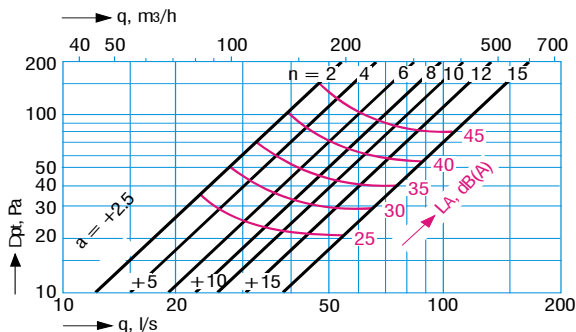
## DVLF-125



## DVLF-160



## DVLF-200



### Sound power level

Size	Correction of sound level in dB at							
	63	125	250	500	1000	2000	4000	8000 Hz
08	-8	-7	-5	-4	-1	-2	-5	-12
10	-7	-6	-6	-4	-2	-1	-4	-11
12	-6	-5	-3	-4	-2	-1	-4	-13
16	1	2	1	-1	1	-4	-9	-18
20	1	2	4	0	-1	-4	-10	-18

### Sound attenuation

Size	Correction of sound level in dB at							
	63	125	250	500	1000	2000	4000	8000 Hz
08	23	23	16	15	13	10	6	9
10	22	21	15	13	11	10	6	9
12	21	19	13	11	10	10	7	9
16	20	16	12	10	9	10	8	8
20	17	12	7	5	4	4	7	5

The information contained in this brochure was current on the publication date. The Company reserves the right to make changes in details at any time without prior notice. In order to avoid misunderstandings, any interested party is advised to contact the Company checking for any changes in materials and/or information after this brochure was published.

Version 2004 [www.decinternational.com](http://www.decinternational.com)