



GTVS/GTRS is a series of 2 and 3-ways valves intended for use in heating and ventilation systems. Suitable for hot and cold water.

- * Sizes from DN25 up to DN150
- * Kv value 10...310
- * Differential pressure 0.12...1.6 MPa
- * Pressure rating PN16
- * Fluid temperature -5...150°C

Function

Valve series GTVS/GTRS is intended for use together with actuator (AV.../ NV...) for control of cold and hot water, glycol blended water or steam. The 3-way valve is intended to use as a mixing valve.

N.B. For certain anti-freeze media, except glycol, a special packing-box should be used.
(Please contact Regin for more information)

Function

2-way valve (GTVS):

Open when the stem is in the bottom position.
Closed when the stem is in the top position.

3-way valve (GTRS):

Open between port 2 and port 1 when the stem is in the bottom position (closed between port 3 and 1).
Open between port 3 and port 1 when the stem is in the top position (closed between port 2 and 1).

Reconstruction

The valve can without dismantling be changed from two-ways to three-ways and vice-versa.

Actuator

The valves are intended for use together with following actuators:

- NV24-3, AV24-3 (three-point)
- NV24-MFT, AV24-MFT (0...10 V)

See leaflet 7-450 (AV.../NV...) for detailed information.

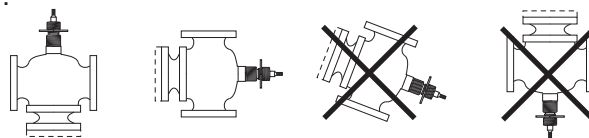
Installation

The valves are to be mounted according to the flow-direction marks on the valves.

The 2-way valve is to be mounted with port 2 as intake and port 1 as return (flow direction 2 in 1 out) to ensure tight closure and prevent noise when closing.

The 3-way valve is of mixing type and should be mounted at the mixing point.

Make sure to mount the 3-way valve so that correct flow directions are obtained.



Material

The valves have cast iron body and stainless steel stem. Plug and seat are made of gun metal. The valves have a self adjusting teflon packing box and a Viton O-ring.

Models

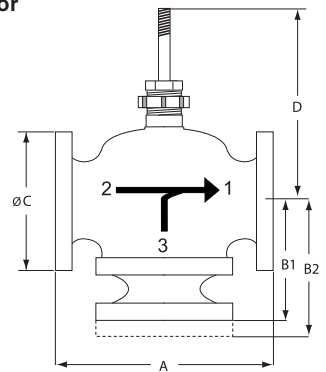
2-way				3-way			
Model	Connection	Kv	Max diff. pres	Model	Connection	Kv	Max diff. pres
GTVS25-10	DN25	kv 10	1.6 MPa	GTRS25-10	DN25	kv 10	1.6 MPa
GTVS32-16	DN32	kv 16	1.3 MPa	GTRS32-16	DN32	kv 16	1.3 MPa
GTVS40-27	DN40	kv 27	0.8 MPa	GTRS40-27	DN40	kv 27	0.8 MPa
GTVS50-39	DN50	kv 39	1.0 MPa	GTRS50-39	DN50	kv 39	1.0 MPa
GTVS65-63	DN65	kv 63	0.6 MPa	GTRS65-63	DN65	kv 63	0.6 MPa
GTVS80-100	DN80	kv 100	0.4 MPa	GTRS80-100	DN80	kv 100	0.4 MPa
GTVS100-160	DN100	kv 160	0.25 MPa	GTRS100-160	DN100	kv 160	0.25 MPa
GTVS125-215	DN125	kv 215	0.17 MPa	GTRS125-215	DN125	kv 215	0.17 MPa
GTVS150-310	DN150	kv 310	0.12 MPa	GTRS150-310	DN150	kv 310	0.12 MPa

Technical data

Flow characteristics	Square	Material	Body	Cast Iron	Gr 220
Fluid temperature	-5...+150°C		Plug and seat	Gun metal	LG2
Media	Hot, cold, glycol mixed water or steam.		Stem	Stainless steel	303 S 21
Connection	Flange		Packing box	Self-adjusting teflon	
Stroke	See table below		Bonnet	Brass	CZ 121
Pressure rating	PN16		O-ring	Viton	
			Seal flange	Steel	BS 3100

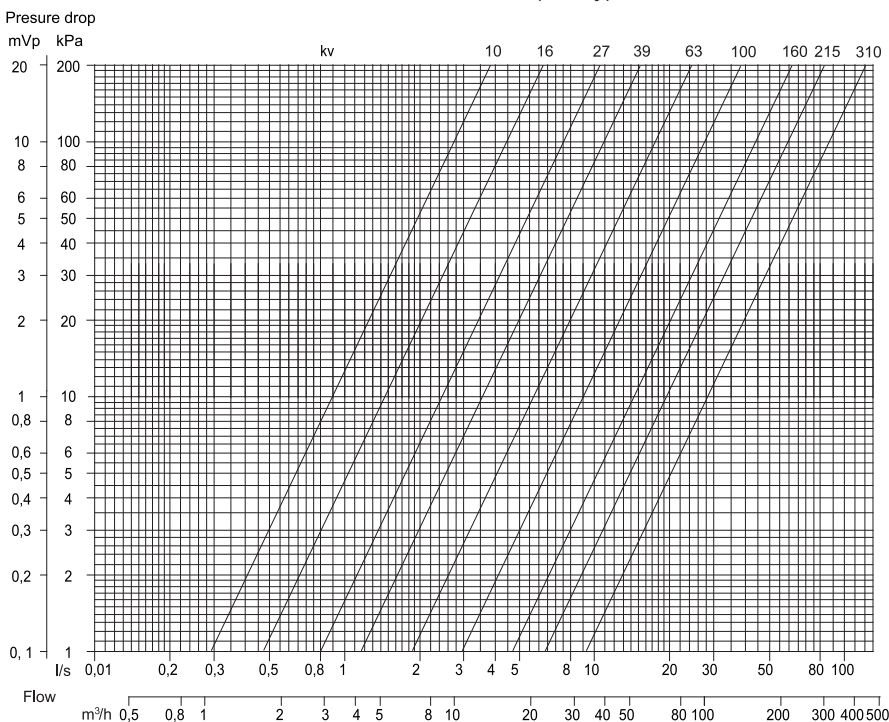
Dimensions and pressure drop diagram

Model	A	B1	B2	C	D	Stroke	Weight	Actuator
GTVS/GTRS25-10	170	105	122	115	145	20	8 Kg	NV
GTVS/GTRS32-16	180	115	135	140	150	20	13 Kg	NV
GTVS/GTRS40-27	200	125	145	150	155	20	17 Kg	NV
GTVS/GTRS50-39	220	145	165	165	185	37	19/21 Kg	AV
GTVS/GTRS65-63	260	170	190	185	200	24	23/25 Kg	AV
GTVS/GTRS80-100	280	185	205	200	205	36	28/31 Kg	AV
GTVS/GTRS100-160	320	200	220	220	215	36	39/42 Kg	AV
GTVS/GTRS125-215	370	230	250	250	225	40	58/62 Kg	AV
GTVS/GTRS150-310	420	250	270	285	265	40	74/78 Kg	AV



N.B. B1 measurements refer to GTRS-models (3-way)
B2 measurements refer to GTVS-models (2-way)

Measurements in mm



Head Office Sweden

Phone: +46 31 720 02 00
Web: www.regin.se
Mail: info@regin.se

Sales Offices

France: +33 14 171 46 46
Hong Kong: +852 24 07 02 81
Singapore: +65 67 47 82 33

REGIN

THE CHALLENGER IN BUILDING AUTOMATION