



CDS 80

FUNCTION

The CDS 80 works in accordance with the condensation principle. A fan draws the humid air into the dehumidifier and through an evaporator coil. When passing through the evaporator the air is cooled down to below its dew point temperature, and its content of water vapour is condensed into water, which falls into the drip tray and then is led from the drip tray to a drain. The cold, dry air is then passed over the condenser coil where it is re-heated, before leaving the unit at a temperature, which is approx. 5°C higher than at the inlet.

CONSTRUCTION

- The CDS 80 is built into a hot-galvanized sheet metal cabinet
- All external parts of the cabinet are enamel powder painted
- The condensate outlet is located at the bottom right hand side of the CDS 80. The outlet stub can be connected to a Ø32mm permanent pipe installation
- The CDS 80 is operated from a control panel on front of the unit. Power is connected either at the rear or at the top of the unit
- Air intake through removable filters on three sides of the unit
- Dry air outlet through louvres at the top of the unit
- Reciprocating compressor
- Radial fan
- Ducts can be connected at the top of the unit
- A 7.2 kW heating element may be fitted for additional heating of the outlet air (optional extra).

ELECTRONIC CONTROL

The CDS 80 is fully automatic with electronic control. If a controlled and constant relative humidity is required, the CDS 80 can be fitted with a room hygrostat. If the CDS 80 is used with a heating element, the control is prepared for connection of a room thermostat.

Continuous ventilation without dehumidification can be selected on the CDS 80 control panel.

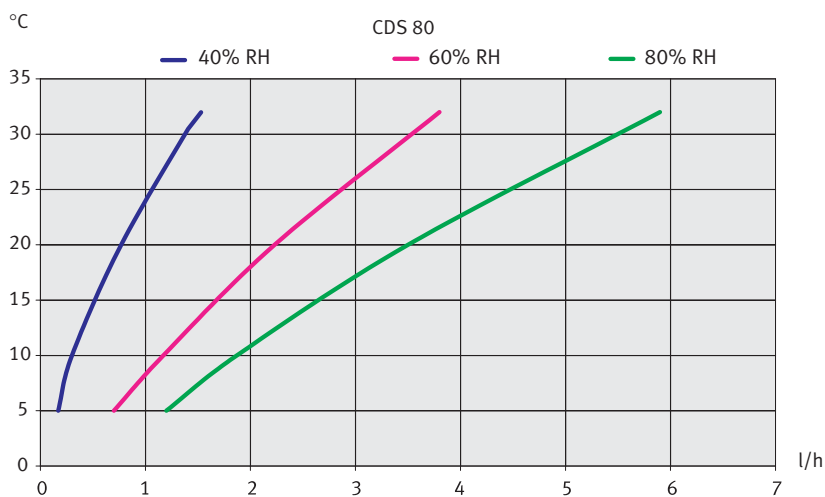
Active, demand-controlled defrosting is incorporated in the electronic control. A sensor on the evaporator coil ensures that the evaporator is only defrosted when required. During defrosting the cooling circuit is reversed by a four-way valve, which means that the evaporator will act as a condenser as long as the defrosting function is activated.

The CDS 80 is automatically switched off when the ambient temperature is outside the working range of 5-32°C. It restarts when the ambient temperature is within the working range.

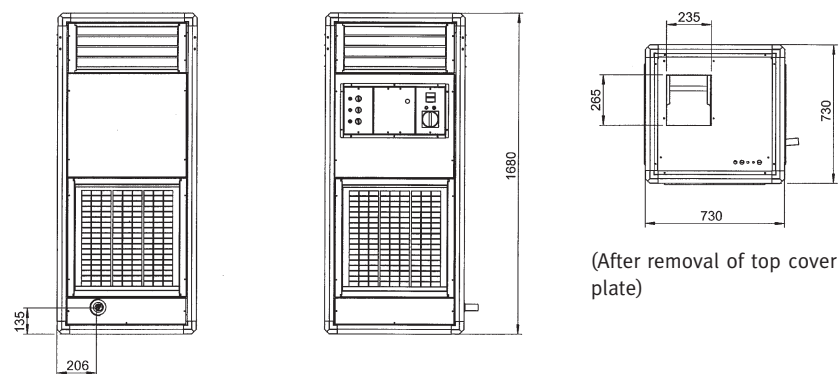
TECHNICAL DATA

		CDS 80
Operating range – humidity	%RH	30 – 100
Operating range – temperature	°C	5 – 32
Air volume	m ³ /h	1600
Power supply	V/Hz	3x400/50
Max. ampere consumption without heating element	A	5,8
Max. power consumption without heating element	kW	2,5
Max. ampere consumption with heating element	A	16,2
Max. power consumption with heating element	kW	9,7
Refrigerant		R407C
Quantity of refrigerant	kg	2,250
Sound level (at 1 metre)	dB(A)	61
Weight	kg	196
Protection class	IP	X2

CAPACITY CURVES



DIMENSIONS



ACCESSORIES

- Room hygrostat
- Room thermostat
- 7.2 kW heating element

All dimensions are in mm



CDS 100

FUNCTION

The CDS 100 works in accordance with the condensation principle. A fan draws the humid air into the dehumidifier and through an evaporator coil. When passing through the evaporator the air is cooled down to below its dew point temperature, and its content of water vapour is condensed into water, which falls into the drip tray and then is led from the drip tray to a drain. The cold, dry air is then passed over the condenser coil where it is re-heated, before leaving the unit at a temperature, which is approx. 5°C higher than at the inlet.

CONSTRUCTION

- The CDS 100 is built into a hot-galvanized sheet metal cabinet
- All external parts of the cabinet are enamel powder painted
- The condensate outlet is located at the bottom right hand side of the CDS 100. The outlet stub can be connected to a Ø32mm permanent pipe installation
- The CDS 100 is operated from a control panel on front of the unit. Power is connected either at the rear or at the top of the unit
- Air intake through removable filters on three sides of the unit
- Dry air outlet through louvres at the top of the unit
- Reciprocating compressor
- Radial fan
- Ducts can be connected at the top of the unit
- A 7.2 kW heating element may be fitted for additional heating of the outlet air (optional extra)

ELECTRONIC CONTROL

The CDS 100 is fully automatic with electronic control. If a controlled and constant relative humidity is required, the CDS 100 can be fitted with a room hygostat. If the CDS 100 is used with a heating element, the control is prepared for connection of a room thermostat.

Continuous ventilation without dehumidification can be selected on the CDS 100 control panel.

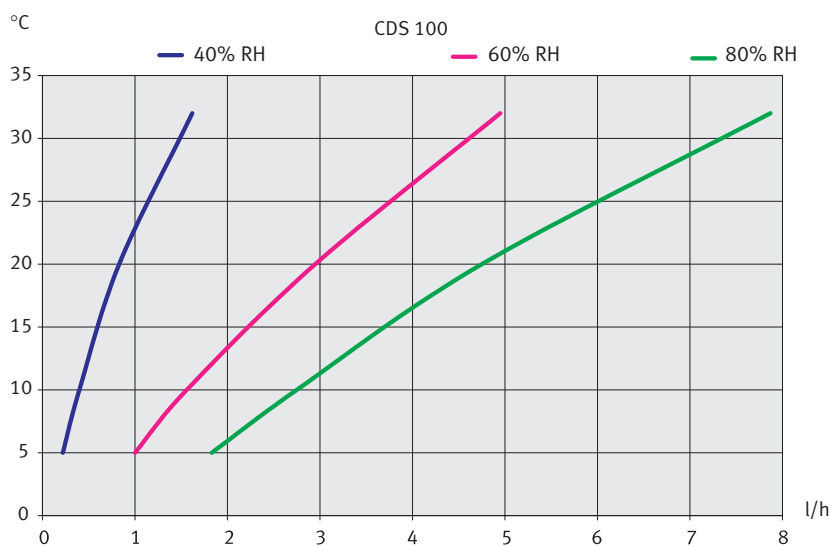
Active, demand-controlled defrosting is incorporated in the electronic control. A sensor on the evaporator coil ensures that the evaporator is only defrosted when required. During defrosting the cooling circuit is reversed by a four-way valve, which means that the evaporator will act as a condenser as long as the defrosting function is activated.

The CDS 100 is automatically switched off when the ambient temperature is outside the working range of 5-32°C. It restarts when the ambient temperature is within the working range.

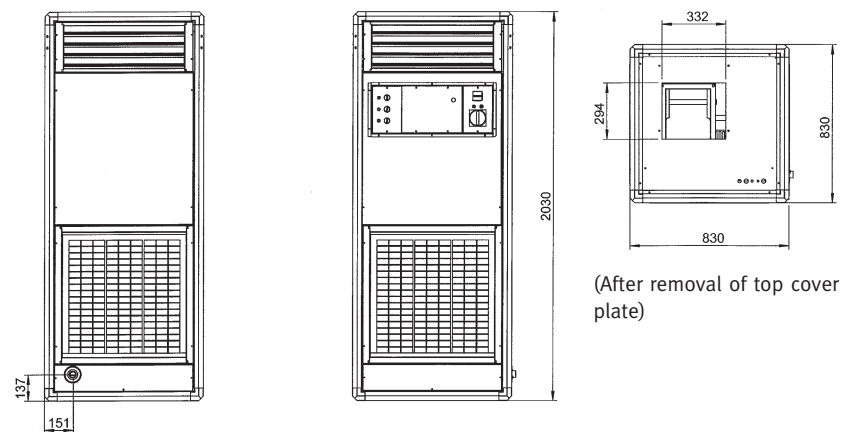
TECHNICAL DATA

		CDS 100
Operating range – humidity	%RH	30 – 100
Operating range – temperature	°C	5 – 32
Air volume	m ³ /h	2800
Power supply	V/Hz	3x400/50
Max. ampere consumption without heating element	A	9,1
Max. power consumption without heating element	kW	3,8
Max. ampere consumption with heating element	A	19,5
Max. power consumption with heating element	kW	11,0
Refrigerant		R407C
Quantity of refrigerant	kg	4,300
Sound level (at 1 metre)	dB(A)	63
Weight	kg	254
Protection class	IP	X2

CAPACITY CURVES



DIMENSIONS



ACCESSORIES

- Room hygrostat
- Room thermostat
- 7.2 kW heating element

All dimensions are in mm



CDS 200

FUNCTION

The CDS 200 works in accordance with the condensation principle. A fan draws the humid air into the dehumidifier and through an evaporator coil. When passing through the evaporator the air is cooled down to below its dew point temperature, and its content of water vapour is condensed into water, which falls into the drip tray and then is led from the drip tray to a drain. The cold, dry air is then passed over the condenser coil where it is re-heated, before leaving the unit at a temperature, which is approx. 5°C higher than at the inlet.

CONSTRUCTION

- The CDS 200 is built into a hot-galvanized sheet metal cabinet
- All external parts of the cabinet are enamel powder painted
- The condensate outlet is located at the bottom right hand side of the CDS 200. The outlet stub can be connected to a Ø32mm permanent pipe installation
- The CDS 200 is operated from a control panel on front of the unit. Power is connected either at the rear or at the top of the unit
- Air intake through removable filters on three sides of the unit
- Dry air outlet through louvres at the top of the unit
- Reciprocating compressor
- Radial fan
- Ducts can be connected at the top of the unit
- A 7.2 kW heating element may be fitted for additional heating of the outlet air (optional extra)

ELECTRONIC CONTROL

The CDS 200 is fully automatic with electronic control. If a controlled and constant relative humidity is required, the CDS 200 can be fitted with a room hygostat. If the CDS 200 is used with a heating element, the control is prepared for connection of a room thermostat.

Continuous ventilation without dehumidification can be selected on the CDS 200 control panel.

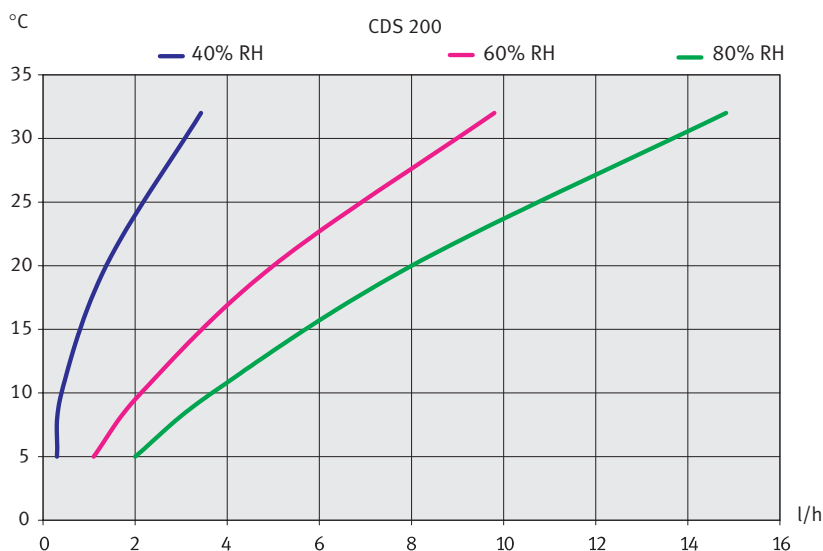
Active, demand-controlled defrosting is incorporated in the electronic control. A sensor on the evaporator coil ensures that the evaporator is only defrosted when required. During defrosting the cooling circuit is reversed by a four-way valve, which means that the evaporator will act as a condenser as long as the defrosting function is activated.

The CDS 200 is automatically switched off when the ambient temperature is outside the working range of 5-32°C. It restarts when the ambient temperature is within the working range.

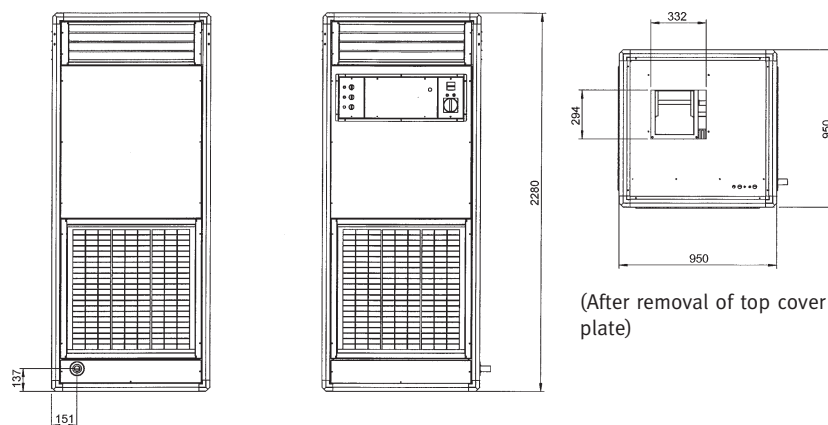
TECHNICAL DATA

		CDS 200
Operating range – humidity	%RH	30 – 100
Operating range – temperature	°C	5 – 32
Air volume	m ³ /h	3000
Power supply	V/Hz	3x400/50
Max. ampere consumption without heating element	A	13,7
Max. power consumption without heating element	kW	6,4
Max. ampere consumption with heating element	A	24,1
Max. power consumption with heating element	kW	13,6
Refrigerant		R407C
Quantity of refrigerant	kg	7,000
Sound level (at 1 metre)	dB(A)	62
Weight	kg	352
Protection class	IP	X2

CAPACITY CURVES



DIMENSIONS



ACCESSORIES

- Room hygrostat
- Room thermostat
- 7.2 kW heating element

All dimensions are in mm